

Electric height adjustable frames | ConSet.US

Contracts- Authorized Dealers Only



ConSet America

Electric height adjustable frames

501-19



501-19

Stand-alone or in a group

- 501-19 Center is sturdy and compact with a symmetrical design that allows access from all sides. Add the optional 3" heavy duty locking casters and rechargeable battery and you have complete mobility without any wires.
- 501-19 Basic is excellent for grouping tables together. With 176 lbs. as maximum load it can be used with a variety of tabletops. Add casters and a rechargeable battery for additional flexibility.
- 501-19 Design lends unique style to this series with an attractive crescent shaped base, and well suited to be arranged in groups.

Electric height adjustable frames

501-19



Electric height adjustable frames

501-23



501-23

Strong and stylish

501-23 is strong and stylish with integrated cable management.

Its expandable length makes it well suited for many top sizes.

The symmetrical design makes the frame excellent for conference tables and large work surfaces.

Optional 3-column versions accommodate extra long tables and L-shaped configurations. Maximum load is 386 lbs.

Electric height adjustable frames

501-23



Electric height adjustable frames

501-33



Electric height adjustable frames **501-33**



501-33

Versatile and stylish

An elegant and stylish desk designed with a single telescopic open frame. The square columns gives this desk a modern look, which makes it suitable for all kinds of office environments. The 501-33 is available in Silver and Black. Quick and easy to assemble - It's that easy!! The 501-33 is ANSI/BIFMA X5.5-2014 tested and approved.

Electric height adjustable frames

501-37



Electric height adjustable frames **501-37**



501-37

Striking open design

Striking open design defines 501-37. The three stage frame is tested and approved according to ANSI/BIFMA x5.5-2014. The frame is available in three different colors; silver, black and white. Choose from fixed widths or an expandable bracket for more flexibility.

Easily assembled in a few quick steps.

Electric height adjustable frames

501-49



Electric height adjustable frames 501-49



501-49

A minimalistic and elegant look

The 501-49 is an elegant desk designed in a minimalistic look, which will compliment any office environment. The round columns are designed with a double telescopic mechanism which allows more overlap between the tubes, resulting in improved travel and stability.

The 501-49 is easy to assemble and offers an impressive timeless design.

Electric height adjustable frames

Frames

Product photo * featured image	Dimensional drawing * featured image	Item no.	Frame width (inch)	Color	Frame height min/max (") incl. tabletop	Max. speed ("/sec.)	Maximum load (lbs)	Price (\$)
		501-19 8SW 501-19 8BW *	90 90 *	Silver Black	27-47	1.1	176	878 878
		501-19 8S060 501-19 8B060 *	23 5/8 23 5/8 *	Silver Black	27-47	1.1	176	1,054 1,054
		501-19 8S095 501-19 8B095 *	37 3/8 37 3/8 *	Silver Black	27-47	1.1	176	1,100 1,100
		501-19 8S120 501-19 8B120 *	47 1/8 47 1/8 *	Silver Black	27-47	1.1	176	1,250 1,250
		501-23 8S200 501-23 8B200 *	78 3/4 78 3/4 *	Silver Black	27-47	0.9	386	1,846 1,846
		501-23 8S190-190A 501-23 8B190-190A *	74 3/4 74 3/4 *	Silver Black	27-47	0.9	386	2,594 2,594


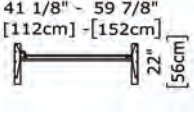

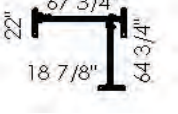


Electric height adjustable frames

Frames

Product photo * featured image	Dimensional drawing * featured image	Item no.	Frame width (inch)	Color	Frame height min/max (") incl. tabletop	Max. speed ("/sec.)	Maximum load (lbs)	Price (\$)
		501-33 8W082	33 1/8	White	27-47	1	176	1,010
		501-33 8W092	37 1/8	White				1,010
		501-33 8W112	44 1/8	White				1,010
		501-33 8W129	50 7/8	White				1,010
		501-33 8W142	56 3/4	White				1,010
		501-33 8W152	59 7/8	White				1,010
		501-33 8W172	67 3/4	White				1,010
		501-33 8S082	33 1/8	Silver				1,010
		501-33 8S092	37 1/8	Silver				1,010
		501-33 8S112	44 1/8	Silver				1,010
		501-33 8S129	50 7/8	Silver				1,010
		501-33 8S142	56 3/4	Silver				1,010
		501-33 8S152	59 7/8	Silver				1,010
		501-33 8S172	67 3/4	Silver				1,010
		501-33 8B082	33 1/8	Black				1,010
		501-33 8B092	37 1/8	Black				1,010
		501-33 8B112	44 1/8	Black				1,010
		501-33 8B129	50 7/8	Black				1,010
		501-33 8B142	56 3/4	Black				1,010
		501-33 8B152	59 7/8	Black				1,010
501-33 8B172 *	67 3/4 *	Black				1,010		
		501-33 8W112-152	44 1/8-59 7/8	White	27-47	1	176	1,052
		501-33 8S112-152	44 1/8-59 7/8	Silver				1,052
		501-33 8B112-152 *	44 1/8-59 7/8 *	Black				1,052
		501-37 8W082	33 1/8	White	22-48	1.2	220	1,120
		501-37 8W092	37 1/8	White				1,120
		501-37 8W112	44 1/8	White				1,120
		501-37 8W129	50 7/8	White				1,120
		501-37 8W142	56 3/4	White				1,120
		501-37 8W152	59 7/8	White				1,120
		501-37 8W172	67 3/4	White				1,120
		501-37 8S082	33 1/8	Silver				1,120
		501-37 8S092	37 1/8	Silver				1,120
		501-37 8S112	44 1/8	Silver				1,120
		501-37 8S129	50 7/8	Silver				1,120
		501-37 8S142	56 3/4	Silver				1,120
		501-37 8S152	59 7/8	Silver				1,120
		501-37 8S172	67 3/4	Silver				1,120
		501-37 8B082	33 1/8	Black				1,120
		501-37 8B092	37 1/8	Black				1,120
		501-37 8B112	44 1/8	Black				1,120
		501-37 8B129	50 7/8	Black				1,120
		501-37 8B142	56 3/4	Black				1,120
		501-37 8B152	59 7/8	Black				1,120
501-37 8B172 *	67 3/4 *	Black				1,120		


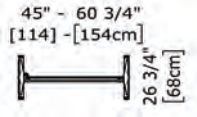
Electric height adjustable frames

Frames

Product photo * featured image	Dimensional drawing * featured image	Item no.	Frame width (inch)	Color	Frame height min/max (") incl. tabletop	Max. speed ("/sec.)	Maximum load (lbs)	Price (\$)
		501-37 8W112-152	44 1/8-59 7/8	White	22-48	1.2	220	1,162
		501-37 8S112-152	44 1/8-59 7/8	Silver				1,162
		501-37 8B112-152 *	44 1/8-59 7/8 *	Black				1,162
		501-37 8W112-091C	44 1/8	White	22-48	1.2	220	1,730
		501-37 8W142-115A	56 3/4	White				1,904
		501-37 8W142-142A	56 3/4	White				1,904
		501-37 8W152-091C	59 7/8	White				1,760
		501-37 8W172-115A	67 3/4	White				1,930
		501-37 8W172-142A	67 3/4	White				1,930
		501-37 8W172-172A	67 3/4	White				1,930
		501-37 8S112-091C	44 1/8	Silver				1,730
		501-37 8S142-115A	56 3/4	Silver				1,904
		501-37 8S142-142A	56 3/4	Silver				1,904
		501-37 8S152-091C	59 7/8	Silver				1,760
		501-37 8S172-115A	67 3/4	Silver				1,930
		501-37 8S172-142A	67 3/4	Silver				1,930
		501-37 8S172-172A	67 3/4	Silver				1,930
		501-37 8B112-091C	44 1/8	Black				1,730
		501-37 8B142-115A	56 3/4	Black				1,904
		501-37 8B142-142A	56 3/4	Black				1,904
		501-37 8B152-091C	59 7/8	Black				1,760
		501-37 8B172-115A	67 3/4	Black				1,930
		501-37 8B172-142A	67 3/4	Black				1,930
501-37 8B172-172A *	67 3/4 *	Black				1,930		
		501-49 8W082	33 1/8	White	26-50	1.2	220	1,244
		501-49 8W092	37 1/8	White				1,244
		501-49 8W112	45	White				1,244
		501-49 8W129	51 5/8	White				1,244
		501-49 8W142	56 3/4	White				1,244
		501-49 8W152	60 3/4	White				1,244
		501-49 8W172	68 5/8	White				1,244
		501-49 8S082	33 1/8	Silver				1,244
		501-49 8S092	37 1/8	Silver				1,244
		501-49 8S112	45	Silver				1,244
		501-49 8S129	51 5/8	Silver				1,244
		501-49 8S142	56 3/4	Silver				1,244
		501-49 8S152	60 3/4	Silver				1,244
		501-49 8S172	68 5/8	Silver				1,244
		501-49 8B082	33 1/8	Black				1,244
		501-49 8B092	37 1/8	Black				1,244
		501-49 8B112	45	Black				1,244
		501-49 8B129	51 5/8	Black				1,244
		501-49 8B142	56 3/4	Black				1,244
		501-49 8B152	60 3/4	Black				1,244
501-49 8B172 *	68 5/8 *	Black				1,244		

Electric height adjustable frames


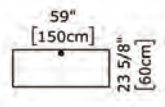
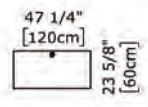
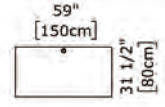
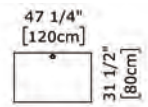
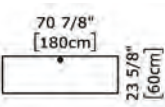
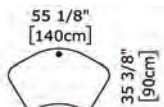
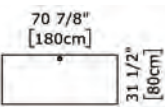
Frames

Product photo * featured image	Dimensional drawing * featured image	Item no.	Frame width (inch)	Color	Frame height min/max (") incl. tabletop	Max. speed ("/sec.)	Maximum load (lbs)	Price (\$)	
	 <p>45" - 60 3/4" [114] - [154cm]</p> <p>26 3/4" [68cm]</p>	501-49 8W112-152	116-60 3/4	White	26-50	1.2	220	1,244	
		501-49 8S112-152	116-60 3/4	Silver					1,244
		501-49 8B112-152 *	116-60 3/4 *	Black					1,244

Electric height adjustable frames











Table tops

Top Details (USD)

Item no.	Maple mel.	Walnut mel.	Item no.	Maple mel.	Walnut mel.
117H3			150-60S3		
	278	278		262	198
120-60S3			150-80S3		
	260	260		322	236
120-80S3			180-60S3		
	306	306		204	204
140H3			180-80S3		
	278	278		474	316

Electric height adjustable frames

Accessories

Product photo	Dimensional drawing		Item no.	Price (\$)	
		Programmable handset	139250	204	
		Castorset, 501-(37,19)	501-19 HXXX	114	
		501-19 - Manuel tilt full top	501-19 V-HEL	178	
		Universal cable-tray, Black Universal cable-tray, Silver Universal cable-tray, White	501-XX CB096-166 501-XX CS096-166 501-XX CW096-166	110 110 110	
		Extender Foot for large tops	Black Silver White	501-37 EB020 501-37 ES020 501-37 EW020	134 134 134
		Pencil Swing Tray	440-1	106	
		Castorset, 501-37	501-XX HXX1	136	
		Castorset, 501-33	501-XX HXXX	136	
		Battery pack, ConSet Frame	BAT-24-1,7	310	

Electric height adjustable frames

General information

ONE MOTOR THAT DOES IT ALL

Electric height adjustable desks also create an adaptive workspace for wheelchair accessibility and ergonomic comfort. We offer a wide selection of bases that allow wheelchair access for ADA compliance.

Prolonged sitting has become part of everyday life for many office employees. When you're sitting still in front of a computer for hours every day, the risk of injury increases and it influences your level of energy. A height adjustable desk from ConSet gives you the ability to go from the sitting to the standing position whenever you wish at the push of a button. The engineering in and around the motor is the heart of the desk. It ensures calm and gentle movements when you wish to move the table top either up or down and it ensures that the table top is always evenly adjusted.

With ConSet you get a one-motor-desk that does it all.

- Reliable
- High quality
- Great lifting capacity
- High construction strength
- Affordable prices

STRENGTH & STABILITY

Stability means everything when you're choosing an office desk. Every height adjustable desk from ConSet is made from quality materials and meet both the EU and Danish working environment authority's demands on a flexible and ergonomic workplace. This ensures you a stable and long lasting desk – and greater employee well-being. Unlike many tables that have two motors, a ConSet table withstands an uneven load. This means that you can place your office equipment anywhere on the table top. The total load on the desk frame must always be within the maximum working load that is specified for each ConSet product.

ENVIRONMENT

At ConSet we think it is important to minimize environmental impacts. We want to take responsibility for ensuring that our products are made respecting the environment. We do this in several ways:

- All electronic components meet RoHS framework for the reduction of hazardous substances in electronics, whereby the environmental impact is minimized.
- Through Elretur (Denmark), we ensure that electronic waste is managed environmentally under the WEEE directive.

CE MARKING & PRODUCT APPROVALS

All ConSet electric height adjustable desk frames are CE marked in collaboration with the Technological Institute in Denmark. CE marking is a requirement for height adjustable desk frames and it allows you to be sure that the producer has been through all aspects of security risks. Furthermore, all our main power units are GS-marked (German standard) and UL listed for USA and Canada.

EN 527-1/2/3: Dimensions / Mechanical safety requirements / Methods of Test for the Determination of Stability and Strength of the structure.
DS/EN 12720-21-22: Furniture - Assessment of surface resistance to cold liquids, wet and dry heat.


CONSET - A DANISH COMPANY

ConSet was founded in 2000 in Denmark, and our basic philosophy was that ergonomics should not be expensive. We began with the idea to develop and manufacture high quality electric height adjustable desks and to make them affordable so more people could experience the benefits of sit-stand desks. The company has succeeded well and now has distribution and subsidiaries throughout the world.



Frames

Black (RAL 9004)



Silver (RAL 9006)




White (RAL 9016)




Tops

Maple melamine



Walnut melamine



Electric height adjustable frames

Combination chart

Frames	Tops	117H3	120-60S3	120-80S3	140H3	150-60S3	150-80S3	180-60S3	180-80S3	180-60S3 + 120-60S3						
501-19 8X095		•		•	•											
501-19 8X120		•	•	•	•											
501-23 8X200							•		•							
501-33 8X112				•												
501-33 8X142							•									
501-33 8X172									•							
501-37 8X112			•	•												
501-37 8X142						•	•									
501-37 8X172								•	•							
501-37 8X172-172A										•						
501-49 8X112				•												
501-49 8X142							•									
501-49 8X172									•							



ConSet America
PO Box 1216
1089A East Street
Pittsboro
NC 27312
USA

Phone: 800-293-9051 or 919-542-6145
NC Fax: 919-542-4923

info@conset.us
www.conset.us

ConSet America

08/20/12 | © ConSet AS | We reserve the right to make changes at any time without prior notice. | We accept no responsibility for printing errors.