

ELECTRIC HEIGHT ADJUSTABLE DESKS | CONSET.US



Innovative, flexible and affordable electric height adjustable desks

ConSet America

ELECTRIC HEIGHT ADJUSTABLE DESKS

Ergonomics

Ergonomics and your health

Every day more and more people are enjoying the many benefits of working while standing.

Numerous studies show that working from a sitting position for extended periods of time is clearly detrimental to your health.

In fact a study cited in the journal *Medicine & Science in Sports & Exercise* found that people who sit for most of the day were 54% more likely to die of heart attacks. This was a study of 17,000 people over a 13 year period.

Men's Health reports that this statistic is true even if the people in the study were nonsmokers and regular exercisers.

The ConSet line of electrical height adjustable desks gives you the power to transform how you live and work.

Standing for portions of your day may be the simplest and most effective way to control weight gain, increase productivity and combat mental fatigue and back pain. ConSet desks can help to improve your quality of life and help you to live longer.

The benefits are clear and the good news is that ConSet desks are the most affordable height adjustable desks on the market.

Designed and engineered in Denmark they combine high quality, low cost and beautiful design aesthetic.

Stationary desks are so yesterday. Enjoy the benefits of ConSet electric height adjustable desks today and for the rest of your life.

Stop sitting down on the job and stand up for your health!

A world of choices...

Your options are plentiful when choosing the ConSet desk which is right for you.

The desk frame you choose depends on the required maximum load, size and function as well as the interior design.

The shape, size and surface material of the table top depend on the type of work performed at the table.

Choose between:

- rectangular top
- right or left return top
- corner top

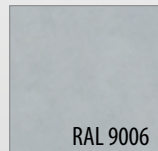
On the following pages you will find our range of height adjustable desks along with their specifications.

You are on your way to choosing the right model.

Please refer to pages 27-31 for a complete list of tabletops, frames and possible combinations.

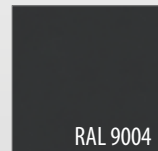
Frame colors:

Silver



RAL 9006

Black



RAL 9004

White



RAL 9016

Tabletops:

Beech



Maple



Colors shown in this brochure for tabletops and frames are a guide only and are limited for accuracy by the printing process and screen settings.

Index

Introduction 2-3

501-37 **NEW** 4-5

501-27 6-7

501-29 8-9

501-25 10-11

501-49 12-13

501-23 **NEW** 14-15

501-11 16-17

501-19 18-21

501-7 21-22

Storage 23

General information 24-25

Price list – Accessories 26

Price list – Tabletops 27

Price list – Desk frames 28-29

Combination chart 30-31

LOAD

The lb capacity figures show the overall maximum lifting capacity of the frame. Load will depend on two factors:

- The weight of the desk top itself e.g. a 60" x 30" top weighs about 44 lbs., while a 84" x 30" top weighs 55 lbs.
- The total weight of the items on your desktop.
Some desks become loaded over time with books, magazines, filing trays in addition to PC, printer, scanner.
If in doubt then always buy the heavier option if your budget allows.
- The speed of upward travel will be slower as load is increased.

TASK

If you are working with an electronic microscope for example, you will need the firmest stability. E.g. a 501-11 desk will feel more solid in the extended position than a 501-7.

On the other hand the 501-7 is adequate for the tasks of writing and using a Personal Computer and it will be much easier to move than a 501-11.

Other issues to consider could include long working hours or multi-shift use. We want your desk to last well beyond the warranty period. A 330 lb frame used with a 150 lb load will usually last longer than a 176 lb frame with a 150 lb load.

ConSet – a Danish company

ConSet was founded in May 2000 in a basement in Skjern, Denmark, and our basic philosophy was that ergonomics should not be expensive.

We began with the idea to develop and manufacture high quality electric height adjustable desks and to make them affordable so more people could experience the benefits of sit/stand desks.

The company has succeeded quite well and now has distribution and subsidiaries throughout the world.

ConSet at its core is an engineering company that develops the products down to the smallest component.

Since every component of a ConSet desk is developed and produced by the company including our patented drive system we are able to control our costs and achieve our goal.

Since May 2008 ConSet has made a commitment to the North American and Latin American markets with the formation of ConSet America.

Based in Pittsboro North Carolina and Reno, Nevada we maintain strong inventories to support the contract furniture and home office markets as well as other emerging markets.






Quality, consistency, value and support is what you will experience with ConSet at every level of our organization.

ELECTRIC HEIGHT ADJUSTABLE DESKS

501-37



Control panel to operate the table up or down by pressing one of the buttons.

Frames	Item no.	Color	Width	Price
	501-37 8S112	Silver	44 $\frac{1}{8}$ "	\$ 853
	501-37 8B112	Black	44 $\frac{1}{8}$ "	\$ 853
	501-37 8W112	White	44 $\frac{1}{8}$ "	\$ 853
	501-37 8S129	Silver	50 $\frac{3}{4}$ "	\$ 853
	501-37 8B129	Black	50 $\frac{3}{4}$ "	\$ 853
	501-37 8W129	White	50 $\frac{3}{4}$ "	\$ 853
	501-37 8S152	Silver	59 $\frac{7}{8}$ "	\$ 853
	501-37 8B152	Black	59 $\frac{7}{8}$ "	\$ 853
	501-37 8W152	White	59 $\frac{7}{8}$ "	\$ 853
	501-37 8S172	Silver	67 $\frac{1}{16}$ "	\$ 853
	501-37 8B172	Black	67 $\frac{1}{16}$ "	\$ 853
	501-37 8W172	White	67 $\frac{1}{16}$ "	\$ 853
	501-37 8S112-152	Silver	44 $\frac{1}{8}$ "-59 $\frac{7}{8}$ "	\$ 893
	501-37 8B112-152	Black	44 $\frac{1}{8}$ "-59 $\frac{7}{8}$ "	\$ 893
	501-37 8W112-152	White	44 $\frac{1}{8}$ "-59 $\frac{7}{8}$ "	\$ 893



NEW!

Striking open design defines **501-37** — our brand new model.

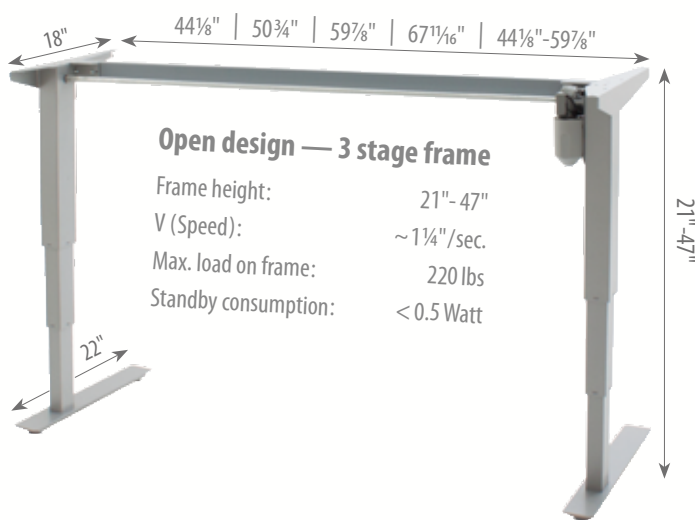
The three stage frame is tested and approved according to *ANSI/BIFMA X5.5-2014*.

The frame is available in three different colors; silver, black and white.

Choose from fixed widths or an expandable bracket for more flexibility.

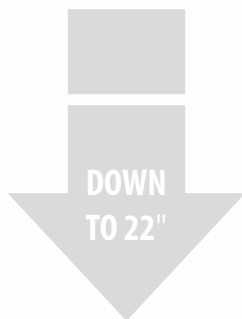
Easily assembled in a few quick steps.

See specifications on pages 28-31.



ELECTRIC HEIGHT ADJUSTABLE DESKS

501-27




**ANSI/BIFMA
100-2007**



Height with casters 25 3/16" to 50 3/4".
SRP \$ 58.



Increase stability of larger tops with our
support extender. SRP \$ 77.
See accessories page 26.



Build 120° frames with **501-2X GS**. See page 26.

ELECTRIC HEIGHT ADJUSTABLE DESKS

501-27



501-27 – 3-legged frame in silver – with beech tabletop.



501-27 – 2-legged frame in black – with beech tabletop.



For children and grown-ups.

501-27 is perfect as a free standing desk or in cubicle applications and it exceeds the standards set by *ANSI/HFES 100-2007 Human Factors Engineering of Computer Workstations* guidelines.

This is the most in-depth and current ergonomic guideline in the world and it states that the optimum adjustment range for height adjustable desks should accommodate individuals from the 5th to 95th percentile by having the work surface adjust from 22" to 48".

With our 501-27 and a 1" thick tabletop you get full adjustability from 22" to 48". Combine this with a 220 lbs maximum load*, automatic safety stop, optional locking casters and the ability to accommodate 18" deep tabletops and you get a desk that covers all the bases. Removable top bracket allows for easy installation of keyboard support.

See specifications on pages 28-31.

* Max. working load on the 3-legged frames are 176 lbs.

Frame	Item no.	Color	Width / Depth	Price
	501-27 8S084	Silver	32 $\frac{7}{8}$ "	\$ 730
	501-27 8B084	Black	32 $\frac{7}{8}$ "	\$ 730
	501-27 8S129	Silver	50 $\frac{7}{8}$ "	\$ 730
	501-27 8B129	Black	50 $\frac{7}{8}$ "	\$ 730
	501-27 8S144	Silver	56 $\frac{1}{16}$ "	\$ 730
	501-27 8B144	Black	56 $\frac{1}{16}$ "	\$ 730
	501-27 8S152	Silver	59 $\frac{13}{16}$ "	\$ 730
	501-27 8B152	Black	59 $\frac{13}{16}$ "	\$ 730
	501-27 8S172	Silver	67 $\frac{1}{16}$ "	\$ 730
	501-27 8B172	Black	67 $\frac{1}{16}$ "	\$ 730
	501-27 8S144-115A	Silver	56 $\frac{1}{16}$ " / 42 $\frac{5}{16}$ "	\$1,424
	501-27 8S144-144A	Silver	56 $\frac{1}{16}$ " / 53 $\frac{3}{4}$ "	\$1,424
501-27 8S152-115A	Silver	59 $\frac{13}{16}$ " / 42 $\frac{5}{16}$ "	\$1,424	
501-27 8S152-152A	Silver	59 $\frac{13}{16}$ " / 56 $\frac{7}{8}$ "	\$1,424	
501-27 8S172-172A	Silver	67 $\frac{1}{16}$ " / 64 $\frac{3}{4}$ "	\$1,424	

Besides the 3-legged frames mentioned above, it is also possible to have other combinations in between. Please ask for further details.

ELECTRIC HEIGHT ADJUSTABLE DESKS

501-29

Extended height range
with safety stop.



501-29 – 3-legged frame (152-115A) in silver – with 72-48R tabletop in beech.
SRP \$ 1,988. See also pages 27-31.



ELECTRIC HEIGHT ADJUSTABLE DESKS

501-29



501-29 – width 59³/₁₆" and frame in silver – with 72-305 tabletop in beech.
SRP \$ 1,084. See also pages 27-31.



501-29 is perfect for taller individuals.

At its fully extended height it measures 52".

Extremely strong and stable it has a maximum load of 220 lbs*.



With the newest 67³/₄"-length the series consists of five standard widths and is also available as a 3-legged version.

Integrated with automatic safety stop function.

Removable top bracket allows for easy installation of keyboard support.

See specifications on pages 28-31.

* Max. working load on the 3-legged frames are 200 lbs.

Frame	Item no.	Color	Width / Depth	Price
	501-29 8S084	Silver	32 ⁷ / ₈ "	\$ 835
	501-29 8S129	Silver	50 ⁷ / ₈ "	\$ 835
	501-29 8S144	Silver	56 ¹ / ₁₆ "	\$ 835
	501-29 8S152	Silver	59 ¹³ / ₁₆ "	\$ 835
	501-29 8S172	Silver	67 ¹¹ / ₁₆ "	\$ 835
	501-29 8S144-115A	Silver	56 ¹ / ₁₆ " / 45 ¹ / ₄ "	\$ 1,535
	501-29 8S144-144A	Silver	56 ¹ / ₁₆ " / 56 ¹ / ₁₆ "	\$ 1,535
	501-29 8S152-115A	Silver	59 ¹³ / ₁₆ " / 45 ¹ / ₄ "	\$ 1,535
	501-29 8S152-152A	Silver	59 ¹³ / ₁₆ " / 59 ¹³ / ₁₆ "	\$ 1,535
	501-29 8S172-172A	Silver	67 ¹¹ / ₁₆ " / 67 ¹¹ / ₁₆ "	\$ 1,535

Besides the 3-legged frames mentioned above, it is also possible to have other combinations in between. Please ask for further details.

ELECTRIC HEIGHT ADJUSTABLE DESKS

501-25



501-25 sets a new standard for electric height adjustable desks.

This beautifully designed desk frame has interchangeable brackets that work with *501-27* and *501-29*; a great option for stocking dealers.

Removable top bracket allows for easy installation of keyboard support. Extremely stable with 176 lbs* as the maximum load makes it a sound choice.

See specifications on pages 28-31.

* Maximum load on the 3-legged frames are 160 lbs.

Frame	Item no.	Color	Width / Depth	Price
	501-25 8S084	Silver	32 ⁷ / ₈ "	\$ 689
	501-25 8S129	Silver	50 ⁷ / ₈ "	\$ 689
	501-25 8S144	Silver	56 ¹¹ / ₁₆ "	\$ 689
	501-25 8S152	Silver	59 ¹³ / ₁₆ "	\$ 689
	501-25 8S172	Silver	67 ³ / ₄ "	\$ 689
	501-25 8S144-115A	Silver	56 ¹¹ / ₁₆ " / 45 ¹ / ₄ "	\$ 1,343
	501-25 8S144-144A	Silver	56 ¹¹ / ₁₆ " / 56 ¹¹ / ₁₆ "	\$ 1,343
	501-25 8S152-115A	Silver	59 ¹³ / ₁₆ " / 45 ¹ / ₄ "	\$ 1,343
	501-25 8S152-152A	Silver	59 ¹³ / ₁₆ " / 59 ¹³ / ₁₆ "	\$ 1,343
	501-25 8S152-152A	Silver	67 ¹¹ / ₁₆ " / 67 ¹¹ / ₁₆ "	\$ 1,343

Besides the 3-legged frames mentioned above, it is also possible to have other combinations in between. Please ask for further details.

501-25

Versatility and
inspiring design.



501-25 – width 50 7/8" and frame in silver – with maple tabletop 60-305.
SRP \$ 905. See also pages 27-31.

ELECTRIC HEIGHT ADJUSTABLE DESKS

501-49

501-49 is an elegant and affordable desk frame with round columns and designed with a telescopic cross bar which gives you flexibility all the way through!

The 2-legged desk frame can be adjusted from width 45 $\frac{5}{8}$ " to 69 $\frac{1}{4}$ " in intervals of 3 $\frac{5}{16}$ " and has a height range from 25" to 49".

Available in silver, black and white with inner columns in Chrome.

Delivered in one box* – easy to ship and easy to assemble.



See specifications and combinations on pages 28-31.

*Applies to 2-legged frame only.



501-49 frame in white and with beech tabletop 72-305. SRP \$ 1,152. See also pages 27-31.



Frames	Item no.	Color	Width / Depth	Price
	501-49 8S176	Silver	45 $\frac{5}{8}$ "-69 $\frac{1}{4}$ "	\$ 903
	501-49 8B176	Black	45 $\frac{5}{8}$ "-69 $\frac{1}{4}$ "	\$ 903
	501-49 8W176	White	45 $\frac{5}{8}$ "-69 $\frac{1}{4}$ "	\$ 903
	501-49 8S176-196A	Silver	49 $\frac{5}{8}$ "-69 $\frac{1}{4}$ " / 53"-76 $\frac{5}{8}$ "	\$ 1,200
	501-49 8B176-196A	Black	49 $\frac{5}{8}$ "-69 $\frac{1}{4}$ " / 53"-76 $\frac{5}{8}$ "	\$ 1,200
	501-49 8W176-196A	White	49 $\frac{5}{8}$ "-69 $\frac{1}{4}$ " / 53"-76 $\frac{5}{8}$ "	\$ 1,200



501-49 3-legged frame in silver and with beech tabletop 84-48R + 36-24S. SRP \$ 1,806. See also pages 27-31.



501-49

The elegant and affordable
desk frame with
great flexibility!



501-49 frame in black and with beech tabletop 72-305.
SRP \$1,152. See also pages 27-31.

ELECTRIC HEIGHT ADJUSTABLE DESKS

501-23

Unique design!
Impressive lift capacity.
Ideal for conference tables.







501-23 frame in silver and with beech tabletop 84-305.
SRP \$1,760. See also pages 26-31.



501-23 is strong and stylish with integrated cable management. It's expandable length makes it well suited for many top sizes. The symmetrical design makes the frame excellent for conference tables and large work surfaces.

Optional 3-column versions accommodate extra long tables and L-shapes configurations. Maximum load is 440 lbs.

[See specifications and combinations on pages 28-31.](#)

Frame	Item no.	Color	Width/Depth	Price
	501-23 8S200	Silver	53½"-78¾"	\$1,442
	501-23 8B200	Black	53½"-78¾"	\$1,442
	501-23 8S190-190A	Silver	57"-74½" / 57"-74½"	\$1,911
	501-23 8B190-190A	Black	57"-74½" / 57"-74½"	\$1,911

ELECTRIC HEIGHT ADJUSTABLE DESKS

501-11



Ultimate reliability -
a true work horse.

501-11 - width 77 3/8" and frame in silver - with beech tabletop 84-48R.
SRP \$ 1,637. See also pages 27-31.



501-11 with corner frame in silver and beech tabletop 138H. SRP \$ 1,498. See also pages 27-31.



501-11 3-legged frame (196-196A) in black with beech tabletops 84-48R + 36-24S.
SRP \$ 2,586. See also pages 27-31.

ELECTRIC HEIGHT ADJUSTABLE DESKS

501-11







501-11 is nothing less than a mechanical masterpiece.

The frame is a true workhorse and the BOSCH motor provides the ultimate reliability.

The attractive design features a modesty panel and built in wire management integrated into the top support brackets.

Available in a 2-legged, 3-legged and a corner version, where the 2- and 3-legged frames have a maximum load of 330 lbs.

See specifications on pages 28-31.

Frame	Item no.	Color	Width / Depth	Price
	501-11 8S138H	Silver	55 $\frac{5}{16}$ "	\$ 1,242
	501-11 8B138H	Black	55 $\frac{5}{16}$ "	\$ 1,242
	501-11 8S116	Silver	45 $\frac{1}{16}$ "	\$ 1,161
	501-11 8B116	Black	45 $\frac{1}{16}$ "	\$ 1,161
	501-11 8S156	Silver	61 $\frac{7}{16}$ "	\$ 1,161
	501-11 8B156	Black	61 $\frac{7}{16}$ "	\$ 1,161
	501-11 8S196	Silver	77 $\frac{3}{16}$ "	\$ 1,161
	501-11 8B196	Black	77 $\frac{3}{16}$ "	\$ 1,161
	501-11 8S156-156A	Silver	61 $\frac{7}{16}$ " / 61 $\frac{7}{16}$ "	\$ 1,980
	501-11 8B156-156A	Black	61 $\frac{7}{16}$ " / 61 $\frac{7}{16}$ "	\$ 1,980
	501-11 8S196-196A	Silver	77 $\frac{3}{16}$ " / 77 $\frac{3}{16}$ "	\$ 1,980
	501-11 8B196-196A	Black	77 $\frac{3}{16}$ " / 77 $\frac{3}{16}$ "	\$ 1,980

Besides the 3-legged frames mentioned above, it is also possible to have other combinations in between. Please ask for further details.

501-19 Center

Small but strong
and no need to plug in
with optional battery.



501-19 Center with beech tabletop 36-245 and wheels. SRP \$ 853. See also pages 27-31.

501-19 Center is sturdy and compact with a symmetrical design that allows access from all sides.

Add the optional 3" heavy duty locking casters and rechargeable battery and you have complete mobility without any wires; a small frame for small table tops but with a serious maximum load of 220 lbs.

See specifications on pages 28-31.



Locking casters. Set with 4 pcs. SRP \$ 58.

Tilt device for 501-19 series. SRP \$ 161.

Battery kit. SRP \$ 362.

Frame	Item no.	Color	Width	Price
	501-19 8S060	Silver	23 7/8"	\$ 665
	501-19 8B060	Black	23 7/8"	\$ 665

501-19 Basic

A compact design
that is perfect for
group formations.



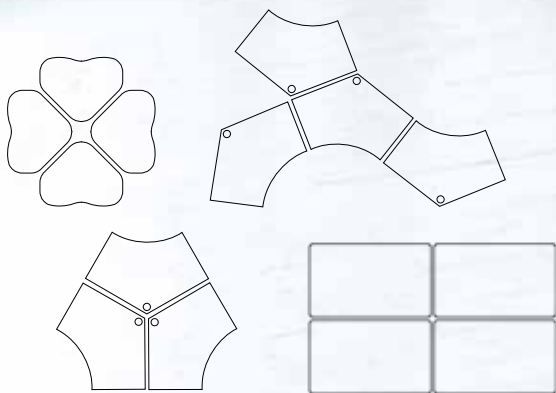
501-19 Basic with beech tabletop 138H.
SRP \$ 921. See also pages 27-31.

501-19 Basic is excellent for grouping tables together or as a stand-alone unit.

It is a sturdy table with 220 lbs as maximum load. Add the optional 3" heavy duty locking casters and rechargeable battery and you have complete mobility without any wires.

Stability, function and flexibility are priorities for this model.

See specifications on pages 28-31.



Frame	Item no.	Color	Width	Price
	501-19 8S095	Silver	37 ³ / ₈ "	\$ 665
	501-19 8B095	Black	37 ³ / ₈ "	\$ 665

501-19 Design

Design and functionality perfectly combined.



501-19 Design with beech tabletop 140H. SRP \$1,150. See also pages 27-31.

501-19 Design lends unique style to this series with an attractive crescent shaped base.

The Design offers excellent support and is well suited to be arranged in groups or as a stand-alone desk. With 220 lbs as maximum load it can be used with a wide range of tabletops.

Available with optional rechargeable battery.

See specifications on pages 28-31.

Frame	Item no.	Color	Width	Price
	501-19 8S120	Silver	47¼"	\$ 902
	501-19 8B120	Black	47¼"	\$ 902

501-19 & 501-7 Wall



501-19 Wall is a wall mounted system that eliminates the need for a base. This allows for maximum leg room and makes it easy to clean around which is a real plus in health care environments. The motorized leg can be used with the optional rechargeable battery and with 220 lbs as max. working load it combines outstanding function and contemporary style. [See specifications on pages 28-31.](#)

Frame	Item no.	Color	Width	Price
	501-19 8SW	Silver	35 ⁷ / ₁₆ "	\$ 637
	501-19 8BW	Black	35 ⁷ / ₁₆ "	\$ 637



With **501-7 Wall** you get a specialized system for a very attractive price. The frame requires very little space and without feet it is so easy to clean around. Perfect where smaller tops are needed and space is a consideration. The max. working load is 110 lbs. [See specifications on pages 28-31.](#)

Frame	Item no.	Color	Width	Price
	501-7 8SW	Silver	29 ¹ / ₂ "	\$ 753
	501-7 8BW	Black	29 ¹ / ₂ "	\$ 753

501-7

The flexible little work station at the best price


501-7 with beech tabletop 117H. See also pages 27-31.



Flexibility, function and the absolute lowest price in the industry define the **501-7**. It is perfect for arranging in groups, great for corner applications or as a stand-alone desk. It can easily be moved about with the two locking casters that come standard with the desk. Max. working load is 110 lbs.

See specifications on pages 28-31.

Frame	Item no.	Color	Width	Price
	501-7 8S	Silver	37"	\$ 560
	501-7 8B	Black	37"	\$ 560



ELECTRIC HEIGHT ADJUSTABLE DESKS

Storage

The mobile drawer units are available with either three or four drawers and are supplied with ball bearing slides for smooth and durable operation.



All units are supplied with quality cam locks on the upper drawer, casters (two locking) and matching wooden drawer pulls.

See specifications and accessories range page 26.



For the three drawer unit the bottom drawer is suitable as a drop file storage. The top drawer is lockable and all drawers are box construction.



Frame	Item no.	Color	Width	Price
	PED 3A400B	Beech	15 3/4"	\$ 384
	PED 3A400M	Maple	15 3/4"	\$ 384
	PED 4A400B	Beech	15 3/4"	\$ 406
	PED 4A400M	Maple	15 3/4"	\$ 406



ELECTRIC HEIGHT ADJUSTABLE DESKS


General information

Environment

At ConSet we understand the importance of respecting the environment as much as possible.

We take responsibility for ensuring that our products are made with this philosophy in mind.

We do this in several ways:

- Our wood products are **FSC** certified. This means that you are guaranteed that you can buy our products with a good conscience. In an **FSC** forest they do not harvest more timber than the forest can reproduce. Moreover **FSC** is a guarantee that animals and plants are protected and that the people who work in the forests are guaranteed education, safety and a fair salary.
- All electronic components meet **RoHS** framework for the reduction of hazardous substances in electronics, whereby the environmental impact is minimized.
- Through **Elretur** (Denmark), we ensure that electronic waste is managed environmentally responsible under the WEEE directive.
All ConSet products covered by the WEEE Directive are marked with the symbol .
- Several of our products are tested and complies with the demands in:
 - **ANSI/BIFMA x7.1 Standard for Formaldehyde and tvoc Emissions**
 - **ANSI/BIFMA e3-2012 Sec 7.6.1 & 7.6.2**

Read more about the environment on www.conset.us



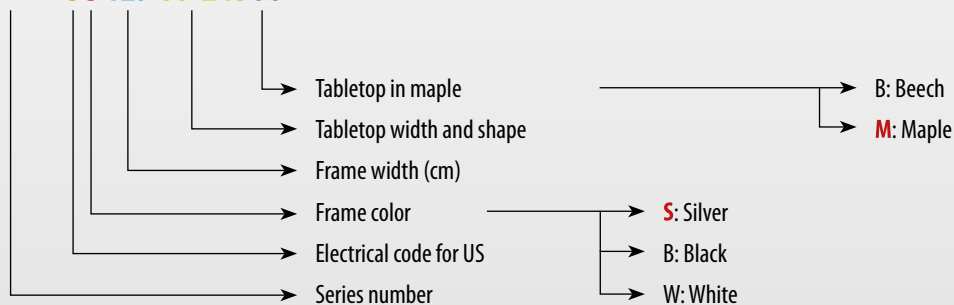
CE marking

All ConSet desks are CE marked in collaboration with *the Technological Institute in Denmark*.

CE marking is a requirement for desks and it gives you as a user confidence that ConSet has been through all risk aspects of security.

ConSet code system

501-27 8 S 129 60-24 S M



Product Approvals

All ConSet products meet the necessary requirements within the following relevant categories:

Dimensional requirements:

EN 527-1: Office furniture – Workplaces and desks – Part 1: Dimensions

This means that the products meet all requirements for a healthy work environment, ie. leg room, height, depth, etc.

Strength, durability and stability:

EN 527-2: Office furniture – Workplaces and desks – Part 2: Mechanical safety requirements

A product standard that describes all basic safety requirements and ensures that the tables meet all requirements for physical exertion, and that all mechanical requirements are adhered to.

EN 527-3: Office furniture – Workplaces and desks – Part 3: Methods of test for the determination of the stability and the mechanical strength of the structure

Methods of testing for the determination of the stability and mechanical strength of the structure. A standard for product approval, where the product goes through a variety of tests to comply with the requirements of EN 527-2. Within desks these are technically focused on the strength of horizontal and vertical loading fatigue and tipping.

Surface, tabletops:

DS/EN 12720: Tabletops comply with the requirements stipulated. Resistance to hot and cold liquids.

DS/EN 12721: Tabletops comply with the requirements stipulated. Resistance to wet heat.

DS/EN 12722: Tabletops comply with the requirements stipulated. Resistance to dry heat.

Prices and conditions

All prices shown are suggested retail prices (SRP) in US \$ excluding applicable sales tax.

Electrical/mechanical parts: 5 years warranty. Other parts: 5 years warranty.

ConSet reserves the right to change design and specifications without any prior notice.



ConSet on the web

We work constantly to ensure that our website is functional and useful to our customers.

All relevant information and specifications are available on our website and acts as a supplement to our printed material including:

- Assembly instructions
- Drawings (PDF- and CAD-files)
- Technical specifications
- Videos with assembly instructions
- Images for download













www.conset.us

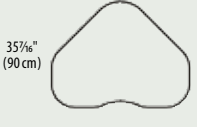
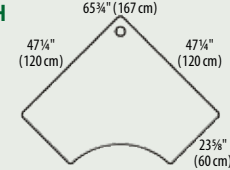
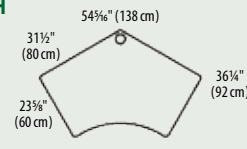

Price list - Accessories

Photo of item	Drawing of item	Description	Item no.	SRP \$
		Programmable handset	139250	\$ 71
		120° gearkit for 501-25, 501-27 and 501-29	501-2X GS	\$ 167
		Pencil drawer, <i>Swing</i>	440-1	\$ 78
		Pencil tray for mobile drawer unit	BOX A09 B	\$ 34
		Battery, 24V <i>Battery with charger. Charging 1-2 times monthly following conventional office use. Can be used for 501-7, 501-19, 501-25, 501-27, 501-29, 501-37 and 501-49</i>	BAT-24-1,7	\$ 362
		Tilt device for 501-19 Tilt device for 501-11 – <i>whole top</i> Tilt device for 501-11 – <i>divided top</i> Tilt device for 501-7	501-19 V-HEL 501-11 V-HEL 501-11 V-DELT 501-7 VIP	\$ 191 \$ 221 \$ 221 \$ 222
		Caster set for 501-19 <i>Basic and Center</i> , 501-25, 501-27, 501-29 and 501-37 Caster set for 501-11	501-19 HXXX 501-11 HXXX	\$ 58 \$ 84
		Extender leg for 501-27	501-27 ES020	\$ 77
	 15¾ x 19 ¹³ / ₁₆ x 22 ³ / ₁₆ "	Mobile drawer unit with 3 drawers, beech Mobile drawer unit with 3 drawers, maple	PED 3A400 B PED 3A 400 M	\$ 384 \$ 384
	 15¾ x 19 ¹³ / ₁₆ x 22 ³ / ₁₆ "	Mobile drawer unit with 4 drawers, beech Mobile drawer unit with 4 drawers, maple	PED 4A400 B PED 4A 400 M	\$ 406 \$ 406
	 27 ³ / ₁₆ up to 27 ³ / ₁₆ x 2 ³ / ₁₆ "	Set of 4 legs, silver Set of 4 legs, black	61-690-SV-1 61-690-BK-1	\$ 85 \$ 85

Measurements indicated as *width x depth x height*
Bookcases will be delivered unassembled. For more accessories, check out www.conset.us

Price list - Tabletops

Item no.	Beech	Maple	Item no.	Beech	Maple
24" Rectangular tops			30" Rectangular tops		
24-24S					
	\$ 109	\$ 114			
36-24S					
	\$ 130	\$ 139			
42-24S			42-30S		
	\$ 149	\$ 162		\$ 182	\$ 197
48-24S			48-30S		
	\$ 169	\$ 184		\$ 181	\$ 202
60-24S			60-30S		
	\$ 198	\$ 234		\$ 216	\$ 243
			66-30S		
				\$ 233	\$ 263
72-24S			72-30S		
	\$ 236	\$ 258		\$ 249	\$ 283
			84-30S		
				\$ 318	\$ 353

Item no.	Beech	Maple	Item no.	Beech	Maple
Special shaped tops					
117H					
	\$ 271	\$ 293			
120H					
	\$ 311	\$ 348			
138H					
	\$ 256	\$ 280			
140H					
	\$ 248	\$ 271			

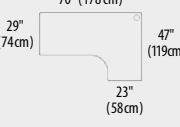
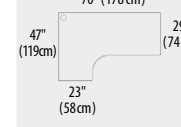
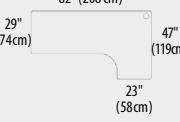
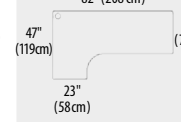
Item no.	Beech	Maple	Item no.	Beech	Maple
Right turned top			Left turned top		
72-48R			72-48L		
	\$ 453	\$ 523		\$ 453	\$ 523
84-48R			84-48L		
	\$ 476	\$ 538		\$ 476	\$ 538

Table tops are produced in 7/8" (22 mm) MDF covered with laminate. Produced with profile edge. See the complete product range on www.conset.us
See combination chart on pages 30-31.









ELECTRIC HEIGHT ADJUSTABLE DESKS

Price list - Frames

Page	Product photo	Dimensional drawing () = depth of frame top support	Item no.	Color	Frame height min./max. (")	Max. speed "/sec.	Maximum load (lbs)	Frame weight (lbs)	Qty. per pallet	Price in US \$ ex. sales tax
22			501-7 8S 501-7 8B	Silver Black	26" to 46"	1"	110	57	20	\$ 560
21			501-7 8SW 501-7 8BW	Silver Black	26" to 46"	1"	110	60	20	\$ 753
20			501-19 8S120 501-19 8B120	Silver Black	26" to 46"	1"	220	60	15	\$ 902
19			501-19 8S095 501-19 8B095	Silver Black	26" to 46"	1.1"	220	52	15	\$ 665
18			501-19 8S060 501-19 8B060	Silver Black	26" to 46"	1.1"	220	51	15	\$ 665
21			501-19 8SW 501-19 8BW	Silver Black	26" to 46"	1.1"	220	43	15	\$ 637
16-17			501-11 8S138H 501-11 8B138H	Silver Black	25" to 47"	1.1"	220	85	15	\$ 1,242
16-17			501-11 8S116 501-11 8B116 501-11 8S156 501-11 8B156 501-11 8S196 501-11 8B196	Silver Black Silver Black Silver Black	25" to 47"	1.1"	330	96 105 110	15	\$ 1,161
16-17			501-11 8S156-156A 501-11 8B156-156A 501-11 8S196-196A 501-11 8B196-196A	Silver Black Silver Black	25" to 47"	1.1"	330	157 168	15	\$ 1,980
	Can be assembled right or left hand									
14-15			501-23 8S200 501-23 8B200	Silver Black	26" to 46"	1.1"	440	103	15	\$ 1,442
14-15			501-23 8S190-190A 501-23 8B190-190A	Silver Black	26" to 46"	1.1"	440	146	15	\$ 1,911
10-11			501-25 8S084 501-25 8S129 501-25 8S144 501-25 8S152 501-25 8S172	Silver	26" to 46"	1"	176	50 56 58 57 59	20	\$ 689
10-11			501-25 8S144-115A 501-25 8S144-144A 501-25 8S152-115A 501-25 8S152-152A 501-25 8S172-172A	Silver	26" to 46"	1"	160	88 91 88 92 96	20	\$ 1,343
	Can be assembled right or left hand									

ELECTRIC HEIGHT ADJUSTABLE DESKS

Combination chart

Frame	Table tops										
	 117H	 120H	 138H	 140H	 24-24S	 36-24S	 42-24S	48-24S	60-24S	72-24S	 42-30S
501-7 8X	x		x								x
501-7 8XW						x	x	x			x
501-11 8X116											
501-11 8X156											
501-11 8X196											
501-11 8X138H		x									
501-11 8X156-156A											
501-11 8X196-196A											
501-19 8X060						x	x				x
501-19 8X095	x	x	x	x							x
501-19 8X120	x	x	x	x				x			
501-19 8XW							x	x	x		x
501-23 8X200											
501-23 8X190-190A											
501-25 / 501-29 8X084		x									x
501-25 / 501-29 8X129											
501-25 / 501-29 8X144											
501-25 / 501-29 8X152											
501-25 / 501-29 8X172											
501-25 / 501-29 8X144-115A											
501-25 / 501-29 8X144-144A											
501-25 / 501-29 8X152-115A											
501-25 / 501-29 8X152-152A											
501-25 / 501-29 8X172-172A											
501-27 / 501-32 8X084			x	x			x	x			x
501-27 / 501-32 8X129								x			
501-27 / 501-32 8X144								x			
501-27 / 501-32 8X152										x	
501-27 / 501-32 8X172										x	
501-27 / 501-32 8X144-115A											
501-27 / 501-32 8X144-144A											
501-27 / 501-32 8X152-115A											
501-27 / 501-32 8X152-152A											
501-27 / 501-32 8X172-172A											
501-37 8X112								x	x		
501-37 8X129									x		
501-37 8X152										x	
501-37 8X172										x	
501-37 8X112-152								x	x	x	
501-49 8X176									x	x	
501-49 8X176-196A											
61-690-XX-1	x	x	x	x	x	x	x	x	x		x

ConSet

ConSet America
PO Box 1301
225 Elf Way
Pittsboro
NC 27312
USA

ConSet America
755 Lillard Drive, Suite 101
Sparks
NV 89434
USA

Phone: 800-293-9051 or 919-542-6145
Fax: 919-542-2727
info@conset.us
www.conset.us



ConSet Head Office, Denmark



ConSet America, Sparks, USA



ConSet America, Pittsboro, USA

Your ConSet America dealer:

If no dealer label here, please contact
ConSet America www.conset.us

